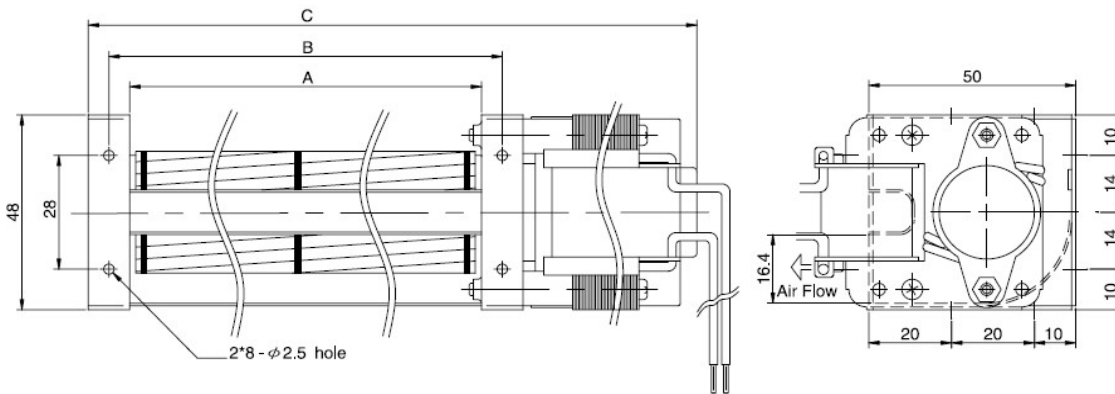


CA030E SERIES

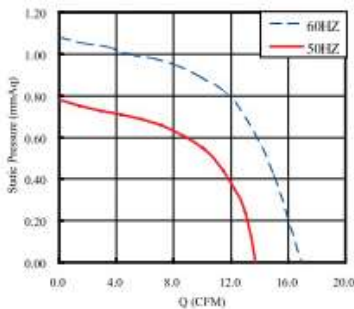
- Size : $\phi 30\text{mm}$
- Housing / Impeller : Aluminum / Aluminum
- Motor : AC Shaded Pole Type
- Operating Temperature : $0^{\circ}\text{C} \sim +45^{\circ}\text{C}$
- Insulation : Class A



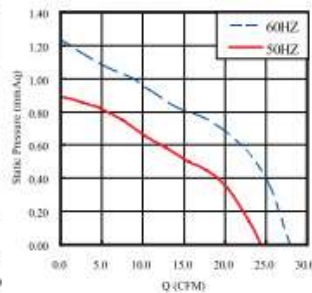
Model Number	Size (mm)			Voltage (V)	Frequency (Hz)	Current (A)	Power (W)	Speed (RPM)	Air Flow (CFM)	Pressure (mmH ₂ O)	Noise (dB(A))	Weight (g)
	A	B	C									
CA03009V11_HWE	98	108	154	120	50/60	0.11/0.09	8/7	2500/2900	14/17	0.8/1.1	21/24	390
CA03009V22_HWE				230	50/60	0.07/0.05	8/7	2500/2900	14/17	0.8/1.1	21/24	
CA03015V11_HWE	160	170	222	120	50/60	0.14/0.12	9/8	2700/3100	24/28	0.9/1.2	27/30	520
CA03015V22_HWE				230	50/60	0.09/0.07	10/9	2700/3100	24/28	0.9/1.2	27/30	
CA03019V11_HWE	198	208	260	120	50/60	0.14/0.12	9/8	2700/3100	32/35	1.0/1.3	27/30	540
CA03019V22_HWE				230	50/60	0.09/0.07	11/9	2700/3100	32/35	1.0/1.3	27/30	
CA03029V11_HWE	300	310	366	120	50/60	0.20/0.17	15/13	2700/3100	53/60	1.4/1.7	32/34	670
CA03029V22_HWE				230	50/60	0.09/0.07	12/11	2700/3100	53/60	1.4/1.7	32/34	

_ for B / S = Ball Bearing / Sleeve Bearing

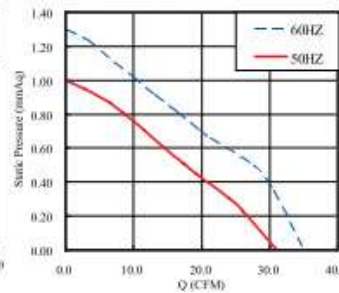
CA03009E



CA03015E



CA03019E



CA03029E

